


BLUMAGS

Willy

500 kg | 1100 lbs

800 kg | 1750 lbs



User Manual

Safety

Always keep a safe distance between the magnet and the following equipment:

Pacemakers or other electronic life-sustaining equipment	2 m / 7 feet
Other magnets	400 mm / 16 inches
Steel surface (except when intentional)	
Sensitive electronic and magnetic equipment such as phones, compasses, stripe cards and hard drives	

Always use two hands to apply the magnet: One holding the housing and the other holding the handle in vertical position. Do not hold your fingers under the magnet.

Be aware that the magnetic holding force may be reduced due to corrosion, paint, uneven steel surfaces, marine growth, steel thicknesses, alloy type and pulling angle.

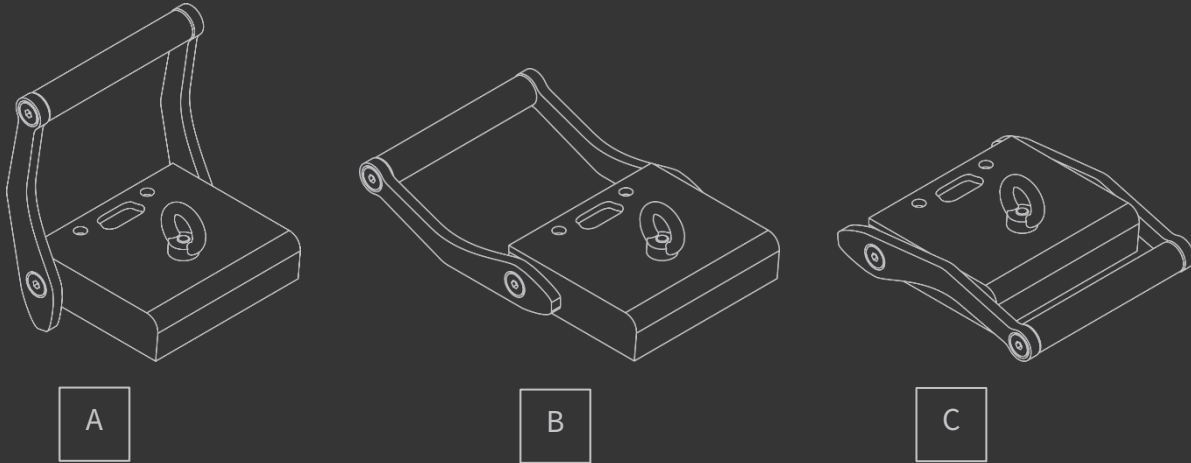
Do not suspend yourself from the magnet or in any other way put yourself in danger should the magnet fail to hold on. Do not suspend objects that might cause injury or damage should the magnet fail to hold on.

Disclaimer

Under no circumstances will Blumags / Apex Technology AS be held responsible or liable in any way for any claims, damages, losses, expenses, costs or liabilities whatsoever (including, without limitation, any direct or indirect damages for loss of profits or business interruption) resulting or arising directly or indirectly from your use of or inability to use this product.

Operation

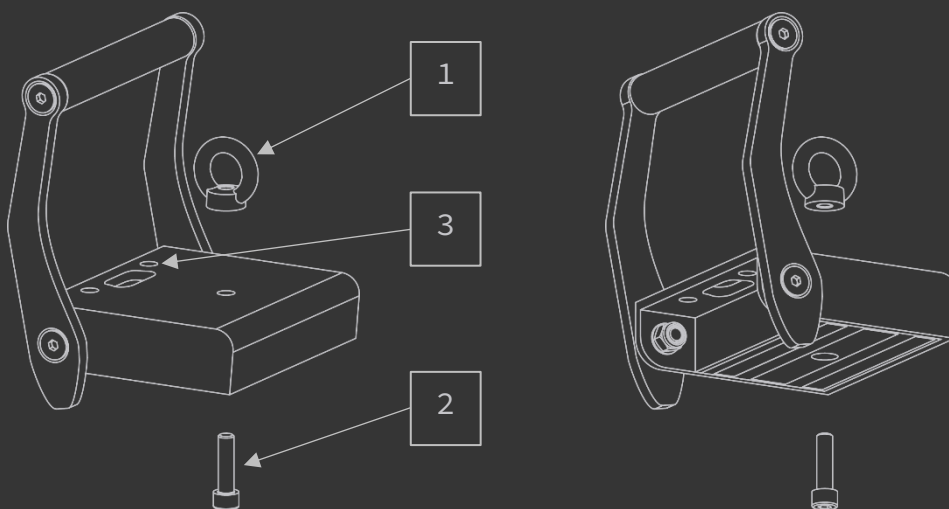
The release lever has three main positions – vertical (A), flat (B) and folded (C).



Keep the handle vertical when applying the magnet, in order to reduce the force of impact. With the lever either flat or folded, the magnet is in full contact with a flat working surface. In order to remove the magnet, turn the release lever back to vertical position, and pull it off.

Customisation

The eye nut (1) and socket screw (2) can be removed in order to mount custom tools and equipment on the magnet. The two extra holes (3) near the edge the top plate can be used as well. Refer to the [Technical Specification](#) for dimensions.



Storage, preservation & shipping

Clean the magnet after each use. Sand and dust mixed with metal particles may be difficult to brush off but can be easily removed with pressurized air. Otherwise, use a wet cloth.

Store the magnet in the original box which contains a metal sheet that insulates the magnetic field. As long as the original box is intact, the magnet can be safely shipped by air without restrictions (in accordance with IATA packing instruction 953).



Blumags by Apex Technology AS
Oslo, Norway
Org. No. 924 362 170
hi@blumags.com
www.blumags.com